

# CHIBA UNIVERSITY

## How to Make a Payment of Examination Fee by Credit Card

24 hours a day, 365 days a year, you can pay anytime! Easy, Convenient and Simple!

We accept those credit cards.



Access

<https://e-shiharai.net/ecard/>



You can access from our website too !


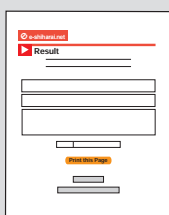
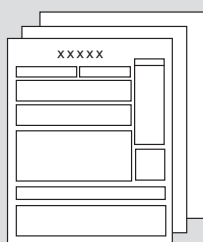
Web Application -- Credit Card Transaction

- |                                                     |                                                                                                                                                                                                                                                                      |
|-----------------------------------------------------|----------------------------------------------------------------------------------------------------------------------------------------------------------------------------------------------------------------------------------------------------------------------|
| 1. Top Page                                         | Click "Examination Fee".                                                                                                                                                                                                                                             |
| 2. Terms of Use and Personal Information Management | Please read the Terms of Use and Personal Information Management.<br>Click "Agree" button located in the lower part of this page if you agree with these terms.<br>Click "Not agree" button located in lower part of this page if you do not agree with these terms. |
| 3. School Selection                                 | Click "Chiba University (Graduate Schools) ".                                                                                                                                                                                                                        |
| 4. School Information                               | Read the information carefully and click "Next".                                                                                                                                                                                                                     |
| 5. Category Selection                               | Choose one from each selection of the First to Fourth.                                                                                                                                                                                                               |
| 6. Basket Contents                                  | Check the contents and if it is OK, click "Next".                                                                                                                                                                                                                    |
| 7. Basic Information                                | Input the test-taker's basic information.<br>Choose one of the credit cards available and click "Next".                                                                                                                                                              |
| 8. Credit Card Information                          | Input Credit Card Number (15 or 16-digits) , Security Code and Expiration date.                                                                                                                                                                                      |
| 9. Application Result                               | Click "Confirm" after you confirm the entry.                                                                                                                                                                                                                         |
| 10. Credit Card Payment Completed                   | Click "Print this page" button and print out "Result" page.                                                                                                                                                                                                          |


Admission Application Submission

Submit the printed "Result" page with other required admission application materials to the university.

Prepare all the required admission application materials.



Submit them in person or by mail.



### [NOTICE/FAQ]

- Please take enough time to complete the payment process before the deadlines written in the admission guidelines. Each selection of the entrance examinations has each admission application deadline.
- On-line payment handling fee will be charged in addition to the examination fee. You can find the details on the website of "e-shiharai".
- The examination fee is non-refundable once it is paid.
- It is available to use that credit card for the payment process even if the card holder's name is different from the test-taker's one. However, information of the test-taker, not the card holder, must be input for the Basic Information as in #7 above.
- When you do not print out the "Result" page, you can still check it on the Application Results page. Please enter "Receipt Number" and "Birth Date" to redisplay.
- You need to contact directly the credit card company when your card is not acceptable.

For any questions or problems not mentioned above, please contact :

**E-Service Support Center Tel : +81-3-5952-9052 (24 hours everyday)**