




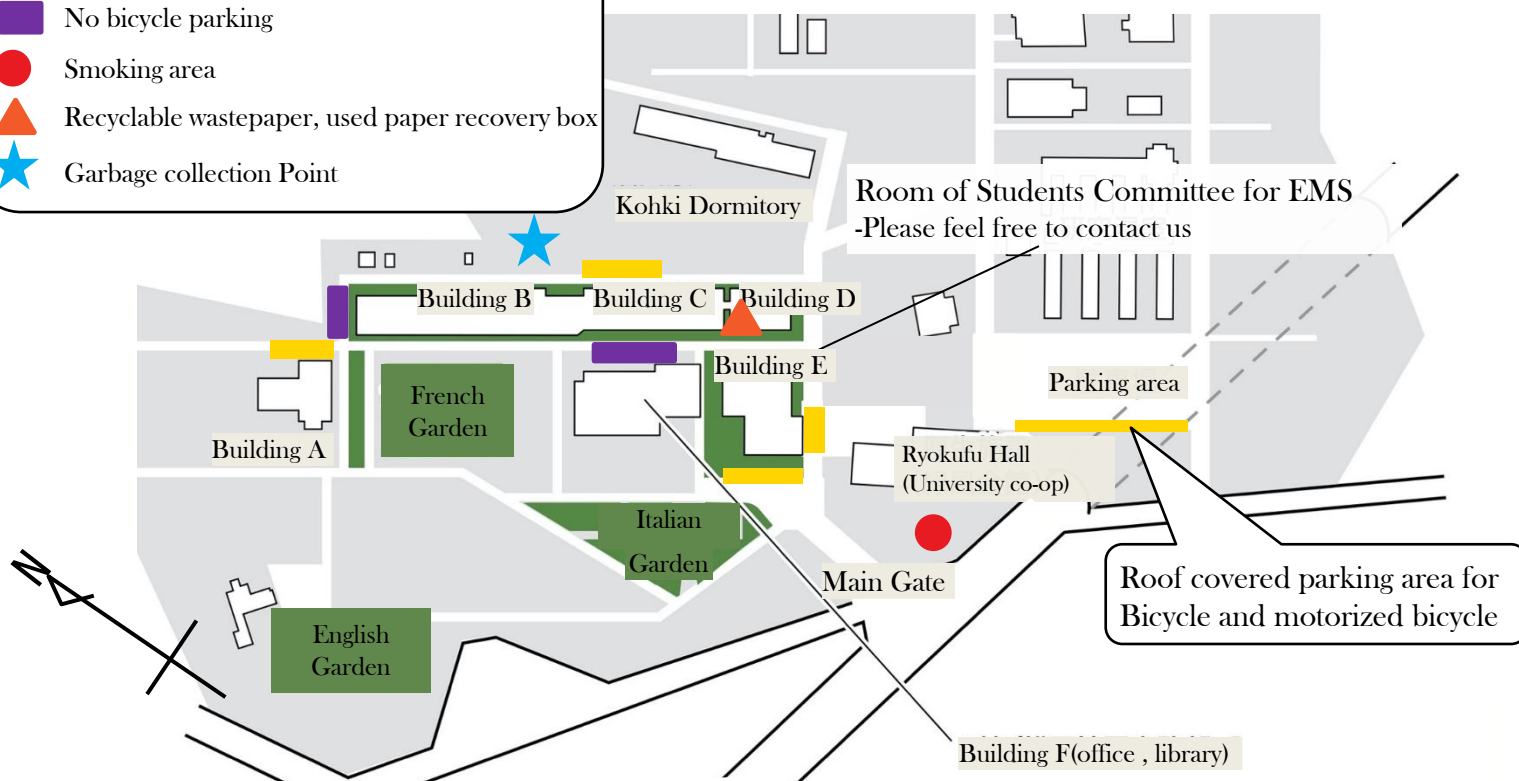


Eco Map at Matsudo Campus

2025

-  Parking area for bicycles
-  No bicycle parking
-  Smoking area
-  Recyclable wastepaper, used paper recovery box
-  Garbage collection Point



What you can do for the environment at Matsudo Campus



“Paper(printed one side, used paper)”

After using it, please put it in the “URAGAMI” (裏紙) and used paper recovery box.



“Energy conservation”

Please turn off the lights when you don't use them.

Set the room temperature of air conditioner properly, 28°C in summer and 19°C in winter.

At Chiba University, the above room temperature is used as a guide in order to practice more effective energy saving.



“Save Water”

Don't leave the water running.



“Garbage”

Please reduce and separate them and refrain from using plastic shopping bags.



“Bicycle and Motorized bicycle”

In Japan every bicycle must be registered to the police.

If you use bicycle or motorized bicycle for school commute you are required to register at the administration office and put on a 2025 Chiba university sticker.

Please park your bicycle in the designated area.

※Don't ride your motorized bicycle inside the campus.



“Smoking”

Please smoke at the smoking area.

Don't smoke while walking and toss cigarette butts on the ground.

HOW TO SORT AND DISPOSE OF GARBAGE



※Please write down the name of each laboratory on every garbage bag to specify.

Burnable Garbage

Dispose of each garbage in a plastic bag after sorting according to each type

Do not dispose

Plastic container and bag



Non-recyclable and tissue paper



Kitchen craps



Tree branches



Cut branches with 30cm and tie them into bundle

Fallen leaves



※ Soil, grass and leaves can not be disposed. Please contact with the accountant section for disposal method for weeded grass.

Recycle

Paper

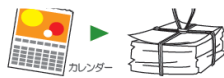
Copy paper



News paper, flyer and magazine



Thick and craft paper



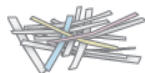
cardboard



※Please contact with the accountant section when you dispose the confidential documents.

Shredded paper

Paper craps after shredding

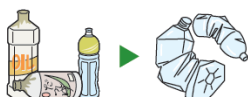


PET bottle

Check this mark



Pet bottle



Labels and caps are Burnable Garbage



注意 Do not dispose of a bottle with any kind of liquids

Glass bottle・can

Check this mark



Empty glass bottle



Empty can



注意 Do not dispose of a bottle with any kind of liquids

Paper

Bundle paper items with string according to each type
⇒ Garbage station No.③

Shredded paper

Collect inside a plastic bag
⇒ Garbage station No.③

PET bottle

Collect inside a plastic bag
⇒ Garbage Station No.②

Glass bottle・can

Sort them into a plastic bag according to type
⇒ Garbage Station No.②

Non Recyclable・Oversized Garbage

When you want to dispose of industrial waste, please come and report to an accountant section at the office

Non Recycle Garbage

Over 30cm→ dispose of it individually
Less than 30cm→ collect in a bag


Non recycle plastic garbage



Ceramic and Glass garbage




Metal craps



Please rinse the inside of reagent bottle.

Electrical appliance

For PC, please refer to the back for manufacturer.



Fluorescent tube

⇒ Drum for fluorescent tube

LED

⇒ Drum for LED

Battery

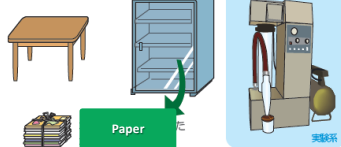


Insulate (cover + and - poles with tape, etc.) ⇒ Garbage Station No.④

Bulk garbage

Dispose of it individually

Table, chair, shelf, sofa, experiment machines



Recyclable Housewares

TV



Washing Machine



Refrigerator



Air conditioner



All the products are supposed to return to the manufacturers to recycle or reuse under the law.
Please refer to the back for each store.

Non Recyclable

Sort them according to type
⇒ Garbage Station No.②⑥

Wood craps or metal craps
⇒ Garbage Station No.⑤

Oversized

After clarifying which laboratory belonging with name on it, please borrow a key from accountant section at the office.
⇒ Garbage Station No. ⑦

Contact to Accountant Section(Tel:8739)